

Investment Objectives

Our objective is to outperform RPI UK + 5% over the medium to long term, keeping within the prescribed volatility limits whilst investing in low cost ETFs or Index funds for the core and active funds for the satellite positions.

To achieve the investment objective we deploy quantitative and qualitative techniques and extensive research that shape our macro economic and thematic views.

Snapshot

Base Currency	Pound Sterling
12 Mo Yield	1.41%
Ongoing Charge	0.32%
Management Fee (VAT where applicable)	0.20%
Portfolio Cost	0.52%

Benchmark

Benchmark	UK RPI+5%
Comparator Benchmark	IA Flexible

Risk Profile

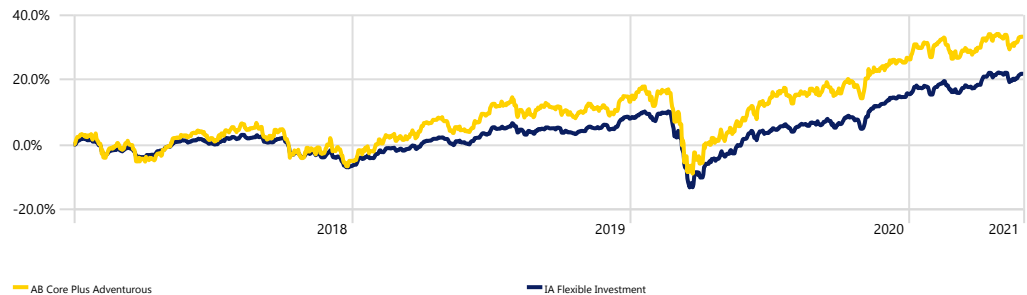
Defaqto Risk Rating	9
---------------------	---

Risk

	Sharpe Ratio	Std Dev
AB Core Plus Adventurous	2.70	9.27
IA Flexible Investment	2.46	8.06

Investment Growth

Time Period: 01/01/2018 to 31/05/2021



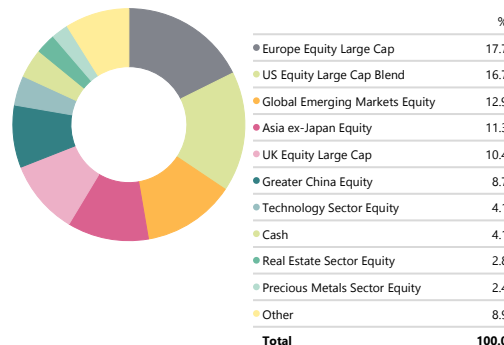
Calendar Year Returns

Data Point: Return

	3Month	6Month	YTD	2020	2019	2018	Since Inception [01-01-2018]
AB Core Plus Adventurous	5.39	8.44	5.57	11.56	19.24	-5.09	33.28
IA Flexible Investment	4.85	8.21	5.43	7.01	15.64	-6.64	21.81

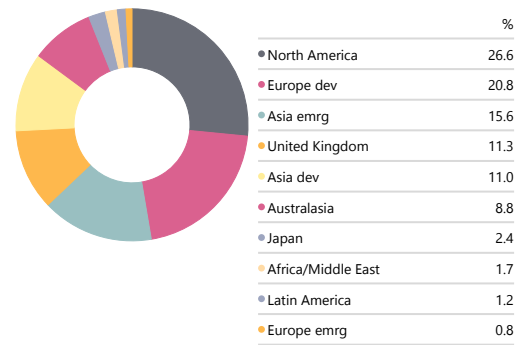
Asset Allocation

Portfolio Date: 31/05/2021



Equity Regional Exposure

Portfolio Date: 31/05/2021



Top 10 Holdings

Portfolio Date: 31/05/2021

	Portfolio Weighting %
Vanguard FTSE Dev Epe ex-UK Eq Idx £ Acc	16.63%
iShares North American Eq Idx (UK) D Acc	12.31%
Vanguard Pac ex/Jpn Stk Idx £ Acc	11.33%
Janus Henderson China Opps I Acc	8.67%
Vanguard Em Mkts Stk Idx £ Acc	8.23%
Vanguard FTSE UK All Shr Idx Unit Tr£Acc	8.16%
Fidelity Index Emerging Markets P Acc	4.67%
Vanguard U.S. Eq Idx £ Acc	4.43%
Janus Henderson Glb Tech Leaders I Acc	4.13%
CASH	4.06%
	82.62%

Manager's Commentary

Blue Chip Equity indices barely registered any gains in May, with the S&P 500 index and FTSE 100 index both advancing by less than one percent in local currency terms, compared to a modest rise of 1.33% for the MSCI All Companies World Index. Some consolidation in US equities seemed inevitable with most of our fundamental and technical measures of the market appearing stretched for the past few months. A major cause of the market consolidation has been expectations regarding inflation and Fed policy. While the Fed has signalled that it expects inflation to run a little hot over the next few quarters, as the US economy suffers some supply side constraints relating to the Covid-19 interruption to markets, the Consumer Price Index print for April certainly surprised the market, with the 0.8% MOM and 4.2% YOY readings, considerably higher than expectations.

For now, however, the US treasury market appears to be siding with the Fed that the inflationary uplift will prove temporary. Treasury yields remained within a tight envelope in May (the big losses and rise in yields coming in the preceding six months) not signifying any stress in the market or an inflation expectation above the breakeven number. This may be down to the demand and supply of treasury securities from liability driven mandates or a precursor of a risk-off trade in the short term. Commodities, especially Copper, Silver, Gold and Oil posted positive returns. This points to the reopening theme still at play and a supply squeeze in Oil. Gold and silver movement may also point to a jittery market that is ready to take cover should the economic data point to a non-transitory inflation in the US.

After a strong performance in April, the Global Technology sector posted weak returns in May. This was primarily due to the inflation fears translating into yields and revaluation. On the plus side, European value style strategies performed strongly and remain firmly positive for the year to date. Chinese equities posted positive returns for the second month in a row and are expected to deliver strong returns for the year.

We remain cognisant of what economic recovery could mean for both monetary policy and fiscal policy further downstream. The unemployment numbers remain below consensus for now and may help keep the monetary policy unchanged but that's only one factor. However, if the inflation and growth numbers keep rising, the Fed may be forced to taper in Q4 2021. For now, we remain cautiously risk on. However, we are keeping a close eye on inflation and the potential for any correction in developed market equities from here.

Please contact :
Andrew Thompson or Geoff Brooks on 0208 059 0253
Alpha Beta Partners
78 Cannon Street, London, EC4N 6HL



Disclaimer

This communication is from Alpha Beta Partners a trading name of AB Investment solutions Limited. Alpha Beta Partners Limited is registered in England no. 10963905. AB Investment Solutions Limited is registered in England no. 09138865. AB Investment Solutions is authorised and regulated by the Financial Conduct Authority. This material is directed only at persons in the UK and is not an offer or invitation to buy or sell securities. Opinions expressed, whether in general, on the performance of individual securities or in a wider context, represent the views of Alpha Beta Partners at the time of preparation. They are subject to change and should not be interpreted as investment advice. You should remember that the value of investments and the income derived therefrom may fall as well as rise and you may not get back your original investment. Past performance is not a guide to future returns. Further information is available on request, or on our website www.alphabetapartners.co.uk.